V201 30/60

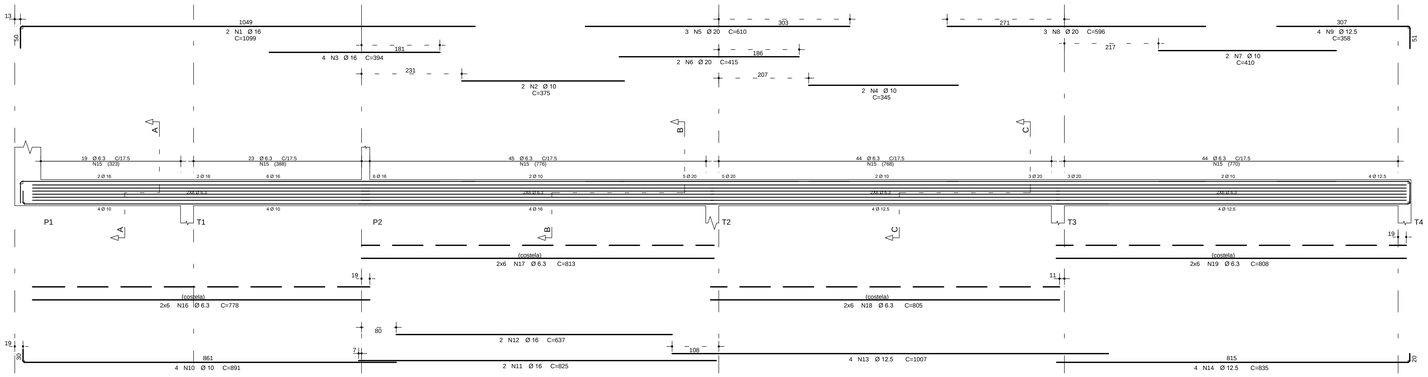

Corte A

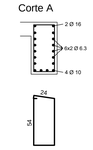

42 N15 Ø 6.3 C=172

Corte B

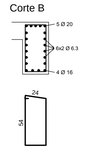

45 N15 Ø 6.3 C=172

Corte C

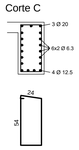

88 N15 Ø 6.3 C=172

V202 30/60

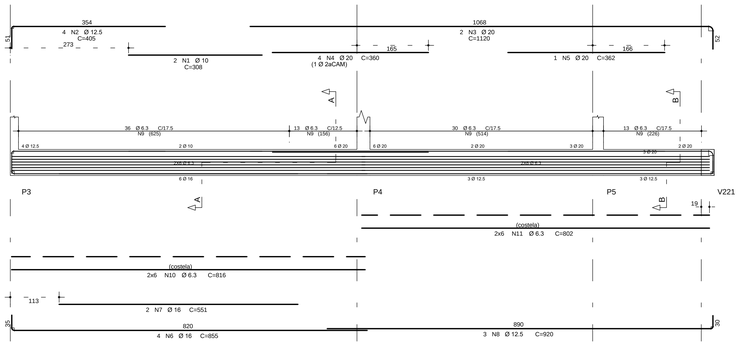

Corte A

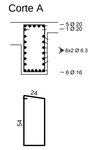

79 N9 Ø 6.3 C=172

Corte B

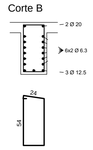

13 N9 Ø 6.3 C=172

V203 20/50

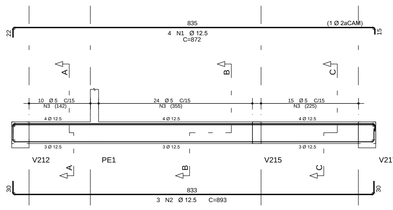

Corte A

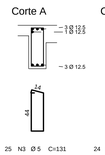

25 N3 Ø 5 C=131

Corte B

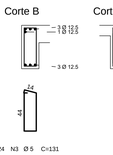

24 N3 Ø 5 C=131

Corte C

V204 20/50

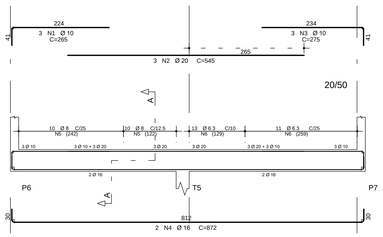

Corte A

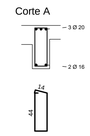

20 N5 Ø 8 C=134
24 N6 Ø 6.3 C=132

V205 20/50

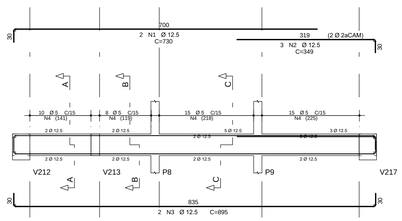

Corte A

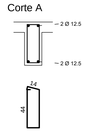

25 N4 Ø 5 C=131

Corte B

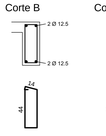

8 N4 Ø 5 C=131

Corte C

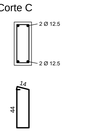

15 N4 Ø 5 C=131

V207 20/50

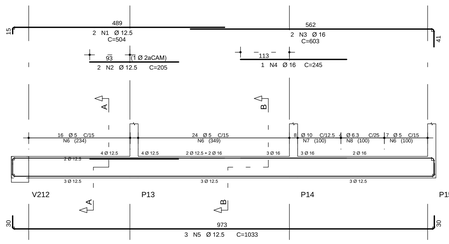

Corte A

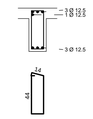

23 N6 Ø 5 C=131
8 N7 Ø 10 C=139
4 N8 Ø 6.3 C=132

Corte B

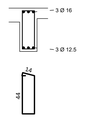

24 N6 Ø 5 C=131

V101 19/30

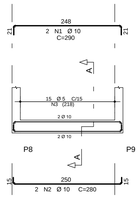

Corte A

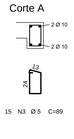

15 N3 Ø 5 C=89

V102 19/30

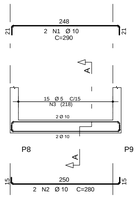

Corte A

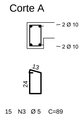

15 N3 Ø 5 C=89

V101

AÇO	POS	BIT (mm)	QUANT	COMPRIMENTO UNIT (cm)	COMPRIMENTO TOTAL (cm)
V101					
50A	1	10	2	290	580
50A	2	10	2	280	560
60B	3	5	15	89	1335
V102					
50A	1	10	2	290	580
50A	2	10	2	280	560
60B	3	5	15	89	1335

RESUMO AÇO CA 50-60			
AÇO	BIT (mm)	COMPR (m)	PESO (kg)
60B	5	189	29
50A	6.3	1075	263
50A	8	27	11
50A	10	92	57
50A	12.5	282	271
50A	16	144	227
50A	20	101	250
Peso Total	60B =		29 kg
Peso Total	50A =		1079 kg
Volume de Concreto =			11,90 m3

V201

AÇO	POS	BIT (mm)	QUANT	COMPRIMENTO UNIT (cm)	COMPRIMENTO TOTAL (cm)
V201					
50A	1	16	2	1099	2198
50A	2	10	2	375	750
50A	3	16	4	394	1576
50A	4	10	2	345	690
50A	5	20	3	610	1830
50A	6	20	2	415	830
50A	7	10	2	410	820
50A	8	20	3	596	1788
50A	9	12.5	4	358	1432
50A	10	10	4	891	3564
50A	11	16	2	825	1650
50A	12	16	2	637	1274
50A	13	12.5	4	1007	4028
50A	14	12.5	4	835	3340
50A	15	6.3	175	172	30100
50A	16	6.3	12	778	9336
50A	17	6.3	12	813	9756
50A	18	6.3	12	805	9660
50A	19	6.3	12	808	9696
V202					
50A	1	10	2	308	616
50A	2	12.5	4	405	1620
50A	3	20	2	1120	2240
50A	4	20	4	360	1440
50A	5	20	1	362	362
50A	6	16	4	855	3420
50A	7	16	2	551	1102
50A	8	12.5	3	920	2760
50A	9	6.3	92	172	15824
50A	10	6.3	12	816	9792
50A	11	6.3	12	802	9624
V203					
50A	1	12.5	4	872	3488
50A	2	12.5	3	893	2679
60B	3	5	49	131	6419
V204					
50A	1	10	3	265	795
50A	2	20	3	545	1635
50A	3	10	3	275	825
50A	4	16	2	872	1744
50A	5	8	20	134	2680
50A	6	6.3	24	132	3168
V205					
50A	1	12.5	2	730	1460
50A	2	12.5	3	349	1047
50A	3	12.5	2	895	1790
60B	4	5	48	131	6288
V207					
50A	1	12.5	2	504	1008
50A	2	12.5	2	205	410
50A	3	16	2	603	1206
50A	4	16	1	245	245
50A	5	12.5	3	1033	3099
60B	6	5	47	131	6157
50A	7	10	8	139	1112
50A	8	6.3	4	132	528

RESUMO AÇO CA 50-60			
AÇO	BIT (mm)	COMPR (m)	PESO (kg)
60B	5	27	4
50A	10	23	14
Peso Total	60B =		4 kg
Peso Total	50A =		14 kg
Volume de Concreto =			0,30 m3

EQUIPE TÉCNICA DA OFT / TÉC. RESPONSÁVEL PELA OFT		ASSINATURA
ANÁLISE DE ARQUITETURA	ARQ. Izabgaela Keila de A. Rex Lampariello - CAU A40613-9	
ANÁLISE DE ESTRUTURA	ENG. João Luis Maranhão Biscaiosa - CREA Nº 170.587.456-8	JOAO LUIS MARANHAO BISCAIA:00097950904 — Assinado de forma digital por JOAO LUIS MARANHAO BISCAIA:00097950904 Dados: 2021.02.16 14:05:24 -03'00'
ANÁLISE DE ELETRICA	ENG. VALDIR PIETROBON - CREA Nº 0601115144	
ANÁLISE DE HIDRÁULICA	ENG.ZELIA R. SERENO - CREA Nº 0601578832	
RESPONSÁVEL PELA CONTRATADA	ENG. EDUARDO JOSÉ B. O. PRATA - CREA Nº 5061939774	Assinado de forma digital por EDUARDO JOSE BARBOSA DE OLIVEIRA PRATA:50619397774 Dados: 2020.12.18 12:44:41 -03'00'

REVISÕES:

DATA:	VISTO:

EDIF 3

DIVISÃO DE PROJETOS DE EDIFICAÇÕES - AVENIDA SÃO JOÃO, 473 - 17º ANDAR CEP.01035-000 - TEL.: 3337-9955

DIRETORA: ENGª BEATRIZ LOMONACO F. GOMES

CONTRATADA: EXATA ENGENHARIA E COMERCIO LTDA.

EXATA ENGENHARIA E COMÉRCIO LTDA

R.RIACHUELO, 240 - CENTRO
CAMPINAS/SP - CEP.13013-320
FONE/FAX: (19) 3238-1034

SITE: WWW.EXATACAMPINAS.COM.BR
EMAIL: CONTATO@EXATACAMPINAS.COM.BR

AUTOR DO PROJETO:
ENG. EDUARDO PRATA

PMSP - SIURB - EDIF

PREFEITURA DE SÃO PAULO - SECRETARIA DE INFRA-ESTRUTURA URBANA E OBRAS - DEPARTAMENTO DE EDIFICAÇÕES

OBRA: CEI PADRÃO EDIF 2019 10S (NORMAL)

VÁRIOS - SP

PROJETO ESTRUTURAL - CONCRETO ARMADO
FUNDAÇÃO TIPO 2 - COM LAJE

DETALHE ARMAÇÃO DAS VIGAS - V200

DIR. DO MÊS: 16.91.125--SE

IMPRENS.: 023.S.19

ESCALA: 1:50

S - 05/10